

# Macmillan English 2

## Unit 16 worksheet

Student name: \_\_\_\_\_

Total mark: \_\_\_\_\_

Total \_\_\_ / 12

### 1 Circle the correct place.

Example: Wow, these bones are really old!

crossroads    museum    butcher's shop

1 Can I have some chicken and some beef, please?

butcher's shop    traffic lights    cake shop

2 It's red – stop!

restaurant    zebra crossing    traffic lights

3 Shall we go left or right?

butcher's shop    crossroads    cake shop

4 Stop, look, listen. OK – let's cross the road!

cake shop    restaurant    zebra crossing

5 Please can I have a pizza and a coke?


restaurant    butcher's shop    traffic lights

6 I'd like one for my son's birthday, please!

zebra crossing    cake shop    crossroads




## 2 Read and draw pictures.




Restaurant

1




Crossroads

2




Traffic lights

3



Zebra crossing



### 3 Add the speech marks.

Example: 'What's your name?' asked Noha. 'My name's Samir,' said the boy.

1 Where are you going, Samir? asked Noha.

2 I'm going to the cake shop, said Samir.

3 Can I go with you? asked Noha.

4 Yes, of course! said Samir.

5 What's your favourite cake? asked Samir.

6 I like all of them! said Noha.

### 4 Guess what the people are saying. Remember to use speech marks and punctuation.

Example:  \_\_\_\_\_ 'Hello, Grandma!' \_\_\_\_\_ said Tilly.

1  \_\_\_\_\_ said the girl.

2  \_\_\_\_\_ said the man.

3  \_\_\_\_\_ said the teacher.